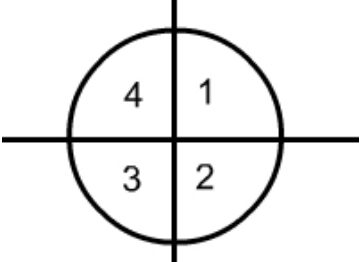
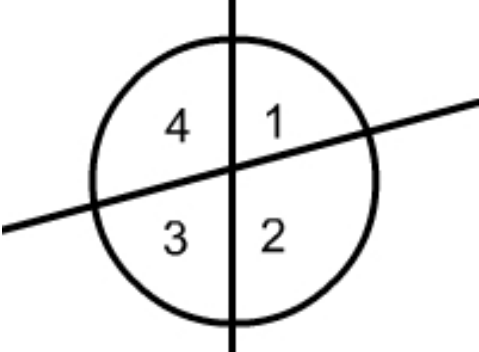
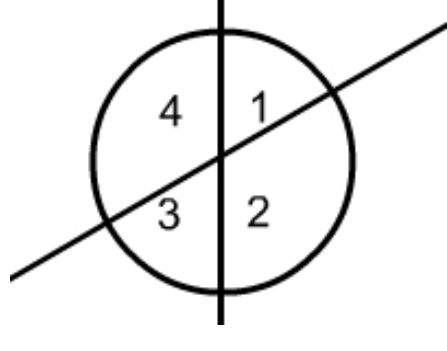
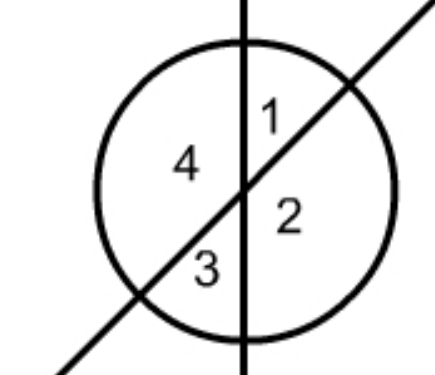


Vertical Angles Exploration

Use a ruler and a protractor to measure the angles

Find the measure of each angle

<table border="1"> <tbody> <tr> <td>$m\angle 1$</td> <td>$m\angle 3$</td> </tr> <tr> <td>$m\angle 2$</td> <td>$m\angle 4$</td> </tr> </tbody> </table>	$m\angle 1$	$m\angle 3$	$m\angle 2$	$m\angle 4$	
$m\angle 1$	$m\angle 3$				
$m\angle 2$	$m\angle 4$				
<table border="1"> <tbody> <tr> <td>$m\angle 1$</td> <td>$m\angle 3$</td> </tr> <tr> <td>$m\angle 2$</td> <td>$m\angle 4$</td> </tr> </tbody> </table>	$m\angle 1$	$m\angle 3$	$m\angle 2$	$m\angle 4$	
$m\angle 1$	$m\angle 3$				
$m\angle 2$	$m\angle 4$				
<table border="1"> <tbody> <tr> <td>$m\angle 1$</td> <td>$m\angle 3$</td> </tr> <tr> <td>$m\angle 2$</td> <td>$m\angle 4$</td> </tr> </tbody> </table>	$m\angle 1$	$m\angle 3$	$m\angle 2$	$m\angle 4$	
$m\angle 1$	$m\angle 3$				
$m\angle 2$	$m\angle 4$				
<table border="1"> <tbody> <tr> <td>$m\angle 1$</td> <td>$m\angle 3$</td> </tr> <tr> <td>$m\angle 2$</td> <td>$m\angle 4$</td> </tr> </tbody> </table>	$m\angle 1$	$m\angle 3$	$m\angle 2$	$m\angle 4$	
$m\angle 1$	$m\angle 3$				
$m\angle 2$	$m\angle 4$				

$m\angle 1$	$m\angle 3$
$m\angle 2$	$m\angle 4$

What is $m\angle B$?

What is $m\angle C$?

What is $m\angle A$?

© 2006 www.mathwarehouse.com All Rights Reserved Commercial Use Prohibited
TEACHERS: Feel free to make copies of this worksheet for the sole purpose of classroom use. ENJOY!!!